

National Business Capital's Q1 2022 Small Business Growth Index

SMALL BUSINESS INSIGHTS & TRENDS

HIGHER RATES HITTING BUSINESSES

16% of business owners noted that they were paying higher rates on their most recent loans.

FEWER BUSINESSES INTERESTED IN LOANS

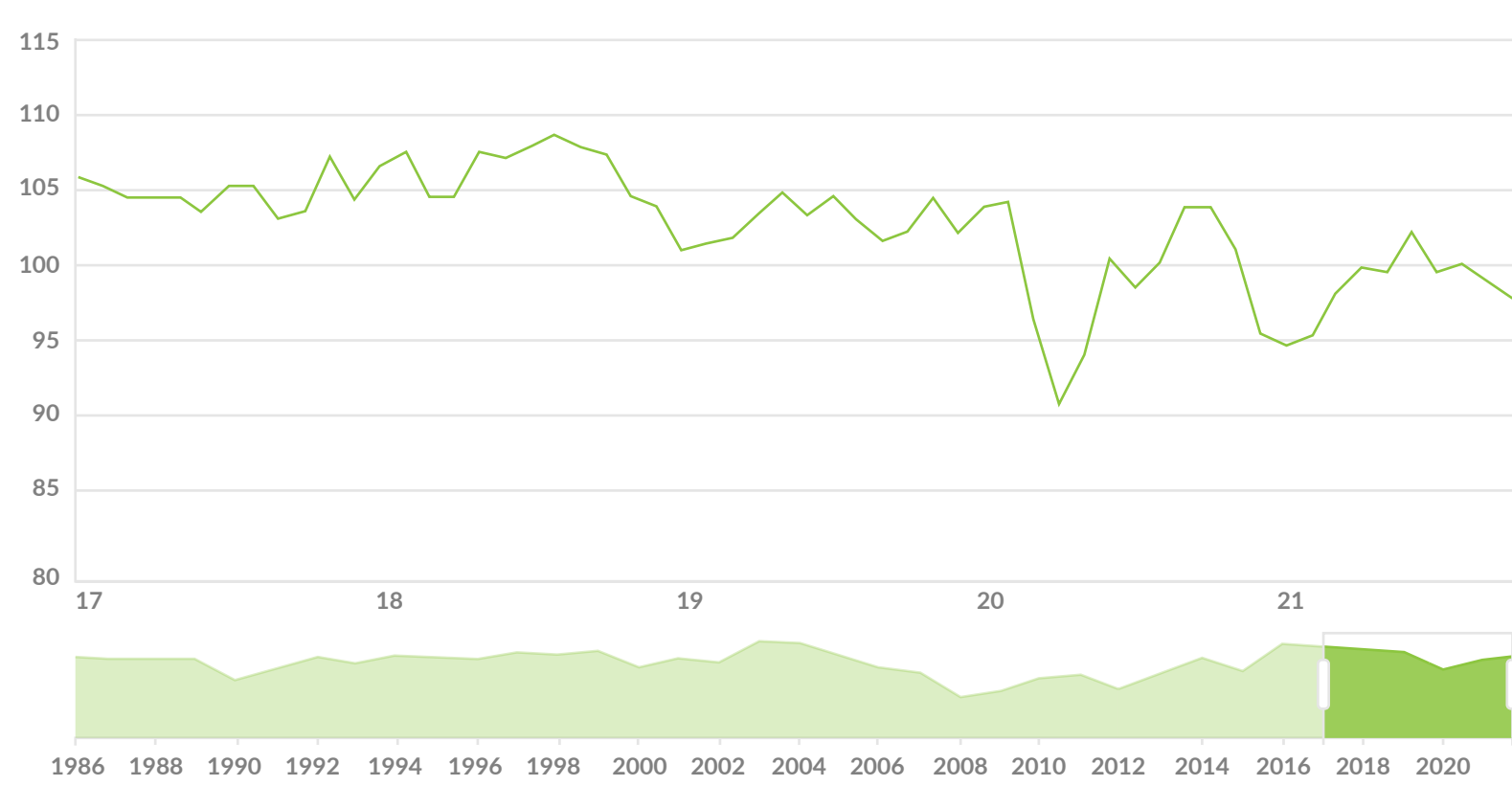
61% of businesses stated they were not interested in a loan. **ONLY 26%** of businesses affirm that their current credit needs were being met.

PRICE HIKES ACROSS BUSINESSES

72% of businesses reported raising the average selling price of their products and services.

OPTIMISM INDEX

Seasonal Adjustment 1986=100



COST OF MATERIALS HURTING PROFITS



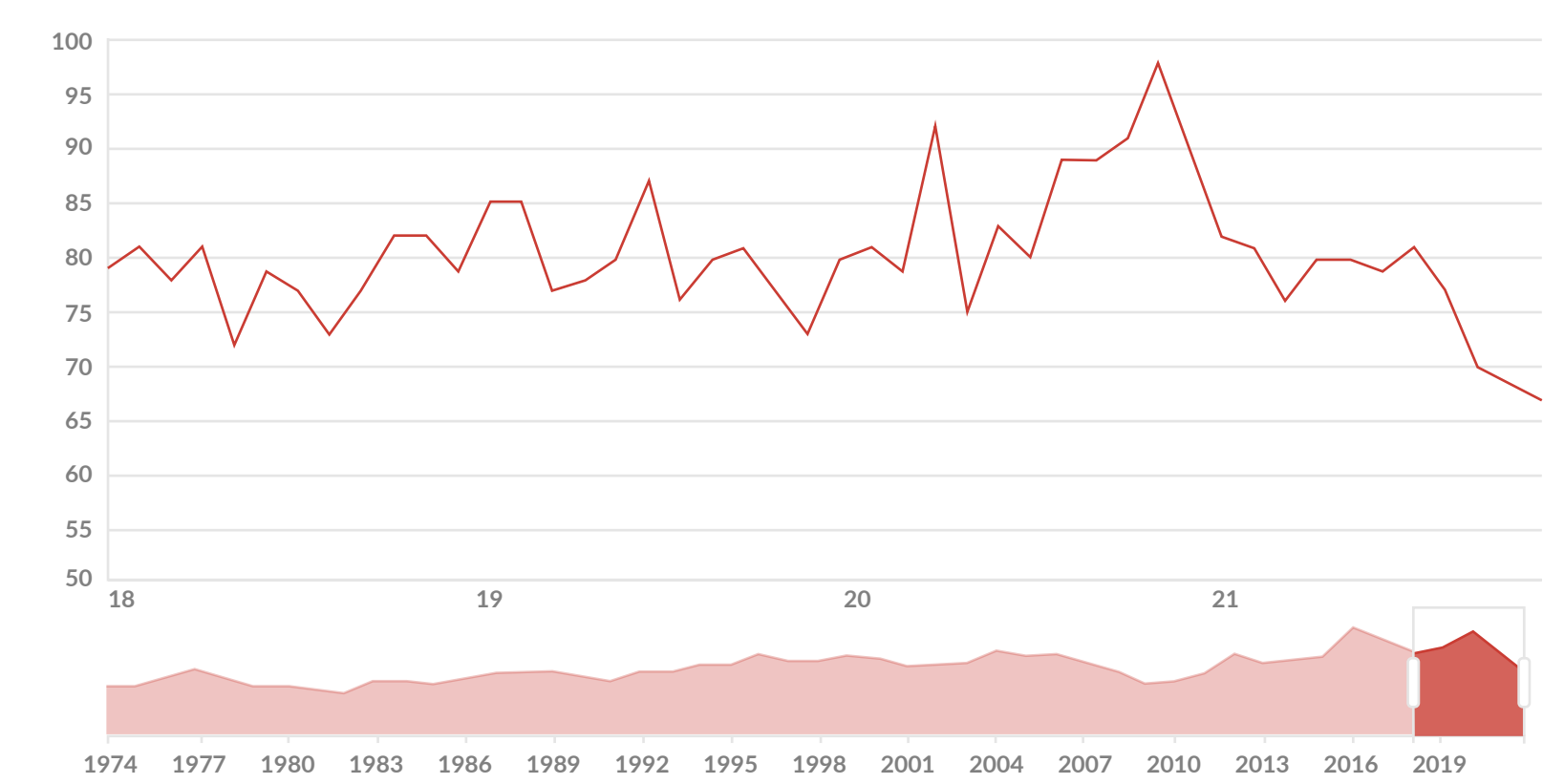
Business owners reporting lower profits due to these primary factors

34% rising costs of materials, **22%** hit by weaker sales, **14%** usual seasonal change

FINANCING AS A LOW PRIORITY CHALLENGE

ONLY 1% of business owners stated that financing was their top business problem

UNCERTAINTY INDEX



SMALL BUSINESS ADMINISTRATION LOANS

SBA LOANS BREAKDOWN

Q1 2022

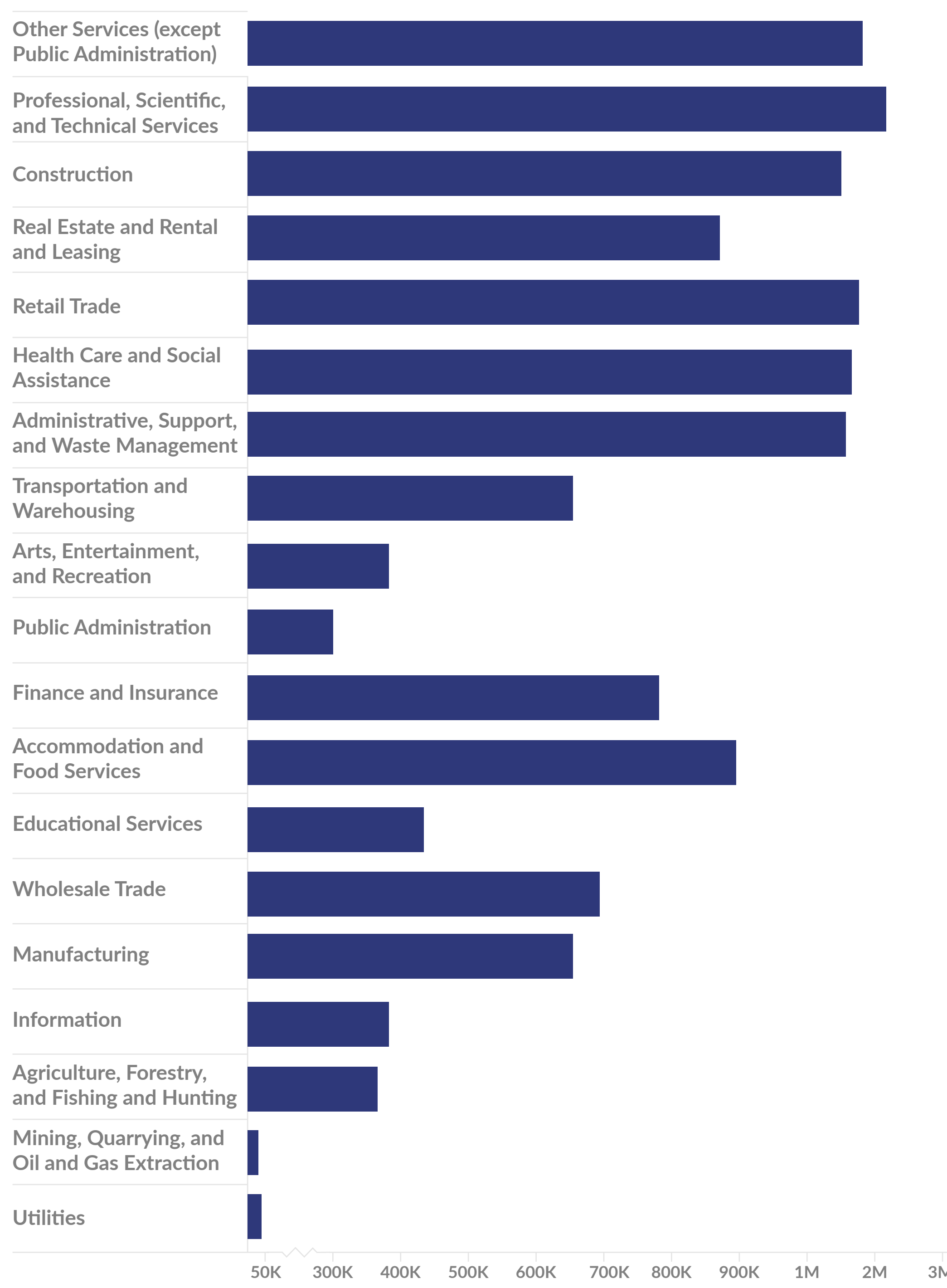
16.56 BILLION

In Total Small Business Loans



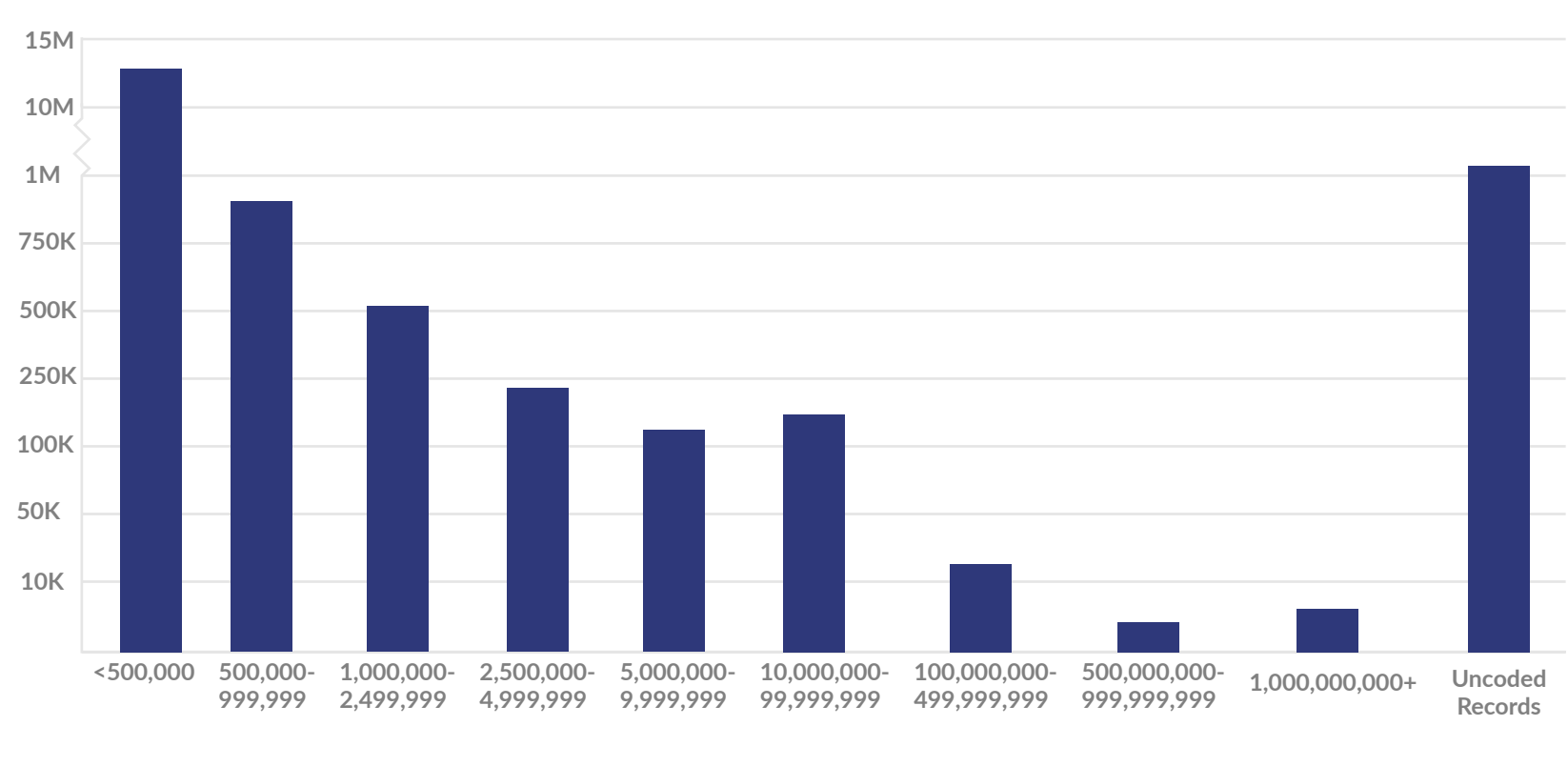
NUMBER OF FIRMS BY INDUSTRY

BREAKDOWN

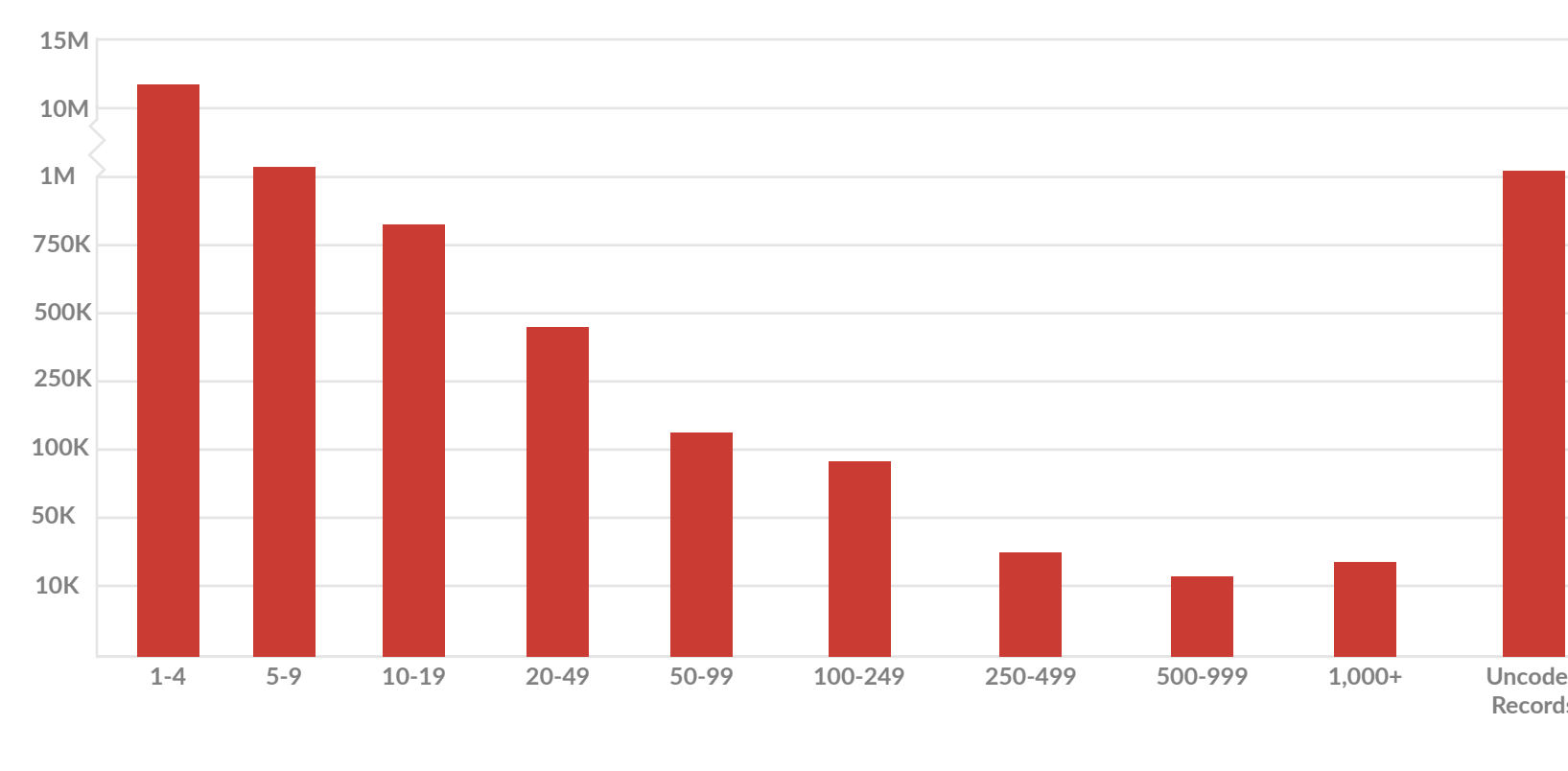


TOTAL AMOUNT OF BUSINESSES IN 2022

BY REVENUE



BY EMPLOYEES



UNEMPLOYMENT BY STATE

STATES WITH LOWEST UNEMPLOYMENT

	JANUARY	FEBRUARY	MARCH
NEBRASKA	2.2%	2.1%	2.0%
UTAH	2.2%	2.1%	2.0%
INDIANA	2.4%	2.3%	2.2%
MONTANA	2.7%	2.6%	2.3%
KANSAS	2.6%	2.5%	2.5%
MINNESOTA	2.9%	2.7%	2.5%
NEW HAMPSHIRE	2.9%	2.7%	2.5%
SOUTH DAKOTA	2.8%	2.6%	2.5%
IDAHO	3.0%	2.8%	2.7%
OKLAHOMA	2.7%	2.6%	2.7%
VERMONT	3.0%	2.9%	2.7%
WISCONSIN	3.0%	2.9%	2.8%
ALABAMA	3.1%	3.0%	2.9%
NORTH DAKOTA	3.1%	2.9%	2.9%
VIRGINIA	3.1%	2.9%	3.0%
ARKANSAS	3.2%	3.1%	3.1%
GEORGIA	3.2%	3.2%	3.1%
FLORIDA	3.5%	3.3%	3.2%
TENNESSEE	3.5%	3.4%	3.2%
ARIZONA	3.7%	3.6%	3.3%
IOWA	3.7%	3.5%	3.3%
RHODE ISLAND	4.2%	3.9%	3.4%
SOUTH CAROLINA	2.8%	2.6%	3.4%
WYOMING	3.8%	3.7%	3.4%
NORTH CAROLINA	3.9%	3.7%	3.5%

STATES WITH HIGHEST UNEMPLOYMENT

	JANUARY	FEBRUARY	MARCH
DISTRICT OF COLUMBIA	6.3%	6.1%	6.0%
NEW MEXICO	5.9%	5.6%	5.3%
NEVADA	5.2%	5.1%	5.0%
ALASKA	5.6%	5.4%	5.0%
PENNSYLVANIA	5.4%	5.1%	4.9%
CALIFORNIA	5.8%	5.4%	4.9%
ILLINOIS	5.0%	4.8%	4.7%
NEW YORK	5.3%	4.9%	4.6%
MARYLAND	5.4%	5.0%	4.6%
CONNECTICUT	5.3%	4.9%	4.6%
DELAWARE	4.8%	4.6%	4.5%
TEXAS	4.8%	4.7%	4.4%
MICHIGAN	4.9%	4.7%	4.4%
MASSACHUSETTS	4.8%	4.7%	4.3%
WASHINGTON	4.4%	4.3%	4.2%
NEW JERSEY	5.2%	4.6%	4.2%
MISSISSIPPI	4.6%	4.5%	4.2%
LOUISIANA	4.3%	4.3%	4.2%
OHIO	4.3%	4.2%	4.1%
HAWAII	4.4%	4.3%	4.1%
KENTUCKY	4.4%	4.2%	4.0%
OREGON	4.3%	4.0%	3.8%
WEST VIRGINIA	4.1%	3.9%	3.7%
COLORADO	4.1%	4.0%	3.7%
MISSOURI	3.8%	3.7%	3.6%
MAINE	4.1%	4.0%	3.6%